



1. Pick 2 cards. Use the $<$, $>$, $=$ signs to compare the numbers.



©www.thecurriculumcorner.com



2. Pick 3 cards. Put the cards in order from least to greatest.



©www.thecurriculumcorner.com



3. Pick 3 cards. Put the cards in order from greatest to least.



©www.thecurriculumcorner.com



4. Pick 2 cards. Add the numbers.



©www.thecurriculumcorner.com



5. Pick 3
cards. Add
the
numbers.



©www.thecurriculumcorner.com



6. Pick 2
cards. Find
the
difference.



©www.thecurriculumcorner.com



7. Pick two
cards. Find
the sum.



©www.thecurriculumcorner.com



8. Pick two
cards. Divide
the larger
number by
the smaller
number.



©www.thecurriculumcorner.com



9. Pick 4 cards. Read the decimals to a friend.



©www.thecurriculumcorner.com



10. Pick 4 cards. Write the decimals in word form.



©www.thecurriculumcorner.com



11. Pick 4 cards. Write the decimals in expanded form.



©www.thecurriculumcorner.com



12. Pick 4 cards. Multiply each number by 10.



©www.thecurriculumcorner.com

13. Pick 4



cards.

Multiply
each
number by
100.



©www.thecurriculumcorner.com

14. Pick 4



cards.

Multiply
each
number by
1,000.



©www.thecurriculumcorner.com



15. Pick 4
cards. Add
10 to each
number.



©www.thecurriculumcorner.com



16. Pick 4
cards. Add
100 to each
number.



©www.thecurriculumcorner.com



©www.thecurriculumcorner.com



©www.thecurriculumcorner.com



©www.thecurriculumcorner.com



©www.thecurriculumcorner.com

©www.thecurriculumcorner.com

<



©www.thecurriculumcorner.com

>



©www.thecurriculumcorner.com

=



©www.thecurriculumcorner.com

+



©www.thecurriculumcorner.com

-



©www.thecurriculumcorner.com

x



©www.thecurriculumcorner.com

÷



©www.thecurriculumcorner.com

=



1



©www.thecurriculumcorner.com

©www.thecurriculumcorner.com

2



©www.thecurriculumcorner.com

3



©www.thecurriculumcorner.com

4



©www.thecurriculumcorner.com

5



©www.thecurriculumcorner.com

6



©www.thecurriculumcorner.com

7



©www.thecurriculumcorner.com

8



9



©www.thecurriculumcorner.com

©www.thecurriculumcorner.com

10



©www.thecurriculumcorner.com

20



©www.thecurriculumcorner.com

100



©www.thecurriculumcorner.com

1,000



©www.thecurriculumcorner.com

10,000



©www.thecurriculumcorner.com



©www.thecurriculumcorner.com



.01



©www.thecurriculumcorner.com

©www.thecurriculumcorner.com

.03



©www.thecurriculumcorner.com

.04



©www.thecurriculumcorner.com

1.6



©www.thecurriculumcorner.com

.7



©www.thecurriculumcorner.com

.8



©www.thecurriculumcorner.com

.9



©www.thecurriculumcorner.com

.68



©www.thecurriculumcorner.com

.2



©www.thecurriculumcorner.com

.25



©www.thecurriculumcorner.com

.47



©www.thecurriculumcorner.com

.5



©www.thecurriculumcorner.com

.32



©www.thecurriculumcorner.com

.37



©www.thecurriculumcorner.com

.4



©www.thecurriculumcorner.com

.68



©www.thecurriculumcorner.com

.6



©www.thecurriculumcorner.com

.235



©www.thecurriculumcorner.com

.32



©www.thecurriculumcorner.com

.605



©www.thecurriculumcorner.com

.61



©www.thecurriculumcorner.com

.84



©www.thecurriculumcorner.com

.13



©www.thecurriculumcorner.com

.49



.02



©www.thecurriculumcorner.com

©www.thecurriculumcorner.com

.05



©www.thecurriculumcorner.com

.27



©www.thecurriculumcorner.com

.1



©www.thecurriculumcorner.com

.11



©www.thecurriculumcorner.com

.83



©www.thecurriculumcorner.com

.3



©www.thecurriculumcorner.com

.99



©www.thecurriculumcorner.com

.404 

©www.thecurriculumcorner.com

.528 

©www.thecurriculumcorner.com

.608 

©www.thecurriculumcorner.com

.317 

©www.thecurriculumcorner.com

.399 

©www.thecurriculumcorner.com

.207 

©www.thecurriculumcorner.com

.642 

©www.thecurriculumcorner.com

.771 

2.404



©www.thecurriculumcorner.com

©www.thecurriculumcorner.com

2.538



©www.thecurriculumcorner.com

2.608



©www.thecurriculumcorner.com

2.227



©www.thecurriculumcorner.com

4.269



©www.thecurriculumcorner.com

4.308



©www.thecurriculumcorner.com

5.342



©www.thecurriculumcorner.com

5.741



43.274



©www.thecurriculumcorner.com

©www.thecurriculumcorner.com

73.426



©www.thecurriculumcorner.com

82.048



©www.thecurriculumcorner.com

29.039



©www.thecurriculumcorner.com

70.3



©www.thecurriculumcorner.com

64.08



©www.thecurriculumcorner.com

85.32



©www.thecurriculumcorner.com

96.01



©www.thecurriculumcorner.com

29.402



©www.thecurriculumcorner.com

45.193



©www.thecurriculumcorner.com

94.284



©www.thecurriculumcorner.com

72.109



©www.thecurriculumcorner.com

86.347



©www.thecurriculumcorner.com

16.298



©www.thecurriculumcorner.com

85.241



©www.thecurriculumcorner.com

63.985



463.24



©www.thecurriculumcorner.com

©www.thecurriculumcorner.com

902.6



©www.thecurriculumcorner.com

462.07



©www.thecurriculumcorner.com

279.01



©www.thecurriculumcorner.com

823.02



©www.thecurriculumcorner.com

934.14



©www.thecurriculumcorner.com

786.32



©www.thecurriculumcorner.com

596.02



©www.thecurriculumcorner.com

2,663.86



©www.thecurriculumcorner.com

1,322.26



©www.thecurriculumcorner.com

4,472.07



©www.thecurriculumcorner.com

6,284.04



©www.thecurriculumcorner.com

6,323.18



©www.thecurriculumcorner.com

8,925.17



©www.thecurriculumcorner.com

7,037.52



©www.thecurriculumcorner.com

1,596.2



©www.thecurriculumcorner.com

6,253.071



©www.thecurriculumcorner.com

2,462.125



©www.thecurriculumcorner.com

471.823



©www.thecurriculumcorner.com

584.183



©www.thecurriculumcorner.com

843.284



©www.thecurriculumcorner.com

148.029



©www.thecurriculumcorner.com

390.972



©www.thecurriculumcorner.com

973.174



Name: _____

Comparing Decimals

Directions: Draw two cards. Record the numbers.
Fill in the box with the correct symbol: $<$, $>$ or $=$.

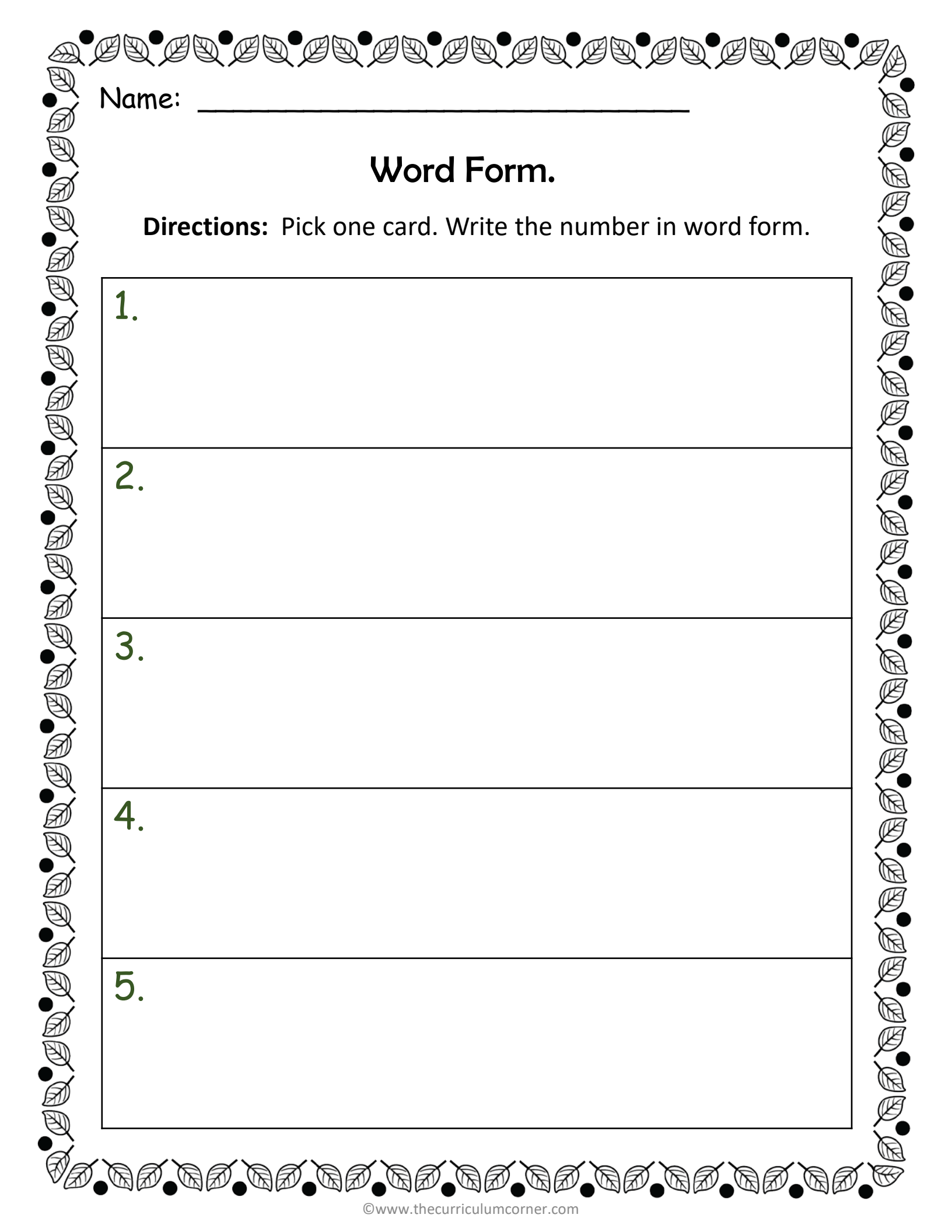
_____	<input type="text"/>	_____
_____	<input type="text"/>	_____
_____	<input type="text"/>	_____
_____	<input type="text"/>	_____
_____	<input type="text"/>	_____
_____	<input type="text"/>	_____
_____	<input type="text"/>	_____
_____	<input type="text"/>	_____
_____	<input type="text"/>	_____
_____	<input type="text"/>	_____

Name: _____

Comparing Decimals

Directions: Draw two cards. Record the numbers.
Fill in the box with the correct symbol: $<$, $>$ or $=$.

_____	<input type="text"/>	_____	_____	<input type="text"/>	_____
_____	<input type="text"/>	_____	_____	<input type="text"/>	_____
_____	<input type="text"/>	_____	_____	<input type="text"/>	_____
_____	<input type="text"/>	_____	_____	<input type="text"/>	_____
_____	<input type="text"/>	_____	_____	<input type="text"/>	_____
_____	<input type="text"/>	_____	_____	<input type="text"/>	_____
_____	<input type="text"/>	_____	_____	<input type="text"/>	_____
_____	<input type="text"/>	_____	_____	<input type="text"/>	_____



Name: _____

Word Form.

Directions: Pick one card. Write the number in word form.

1.

2.

3.

4.

5.



Name: _____

Word Form.

Directions: Pick one card. Write the number in word form.

1.

2.

3.

4.

5.

6.

7.

8.

9.

10.

Name: _____

Expanded Form

Directions: Pick a card. Write the number in expanded form.

1.

2.

3.

4.

5.

Name: _____

Expanded Form

Directions: Pick a card. Write the number in expanded form.

1.

2.

3.

4.

5.

6.

7.

8.

9.

10.

Name: _____

Find the Largest Number

Directions: Pick three cards. Record the largest number.

1.

2.

3.

4.

5.

Name: _____

Find the Largest Number

Directions: Pick three cards. Record the largest number.

1.

2.

3.

4.

5.

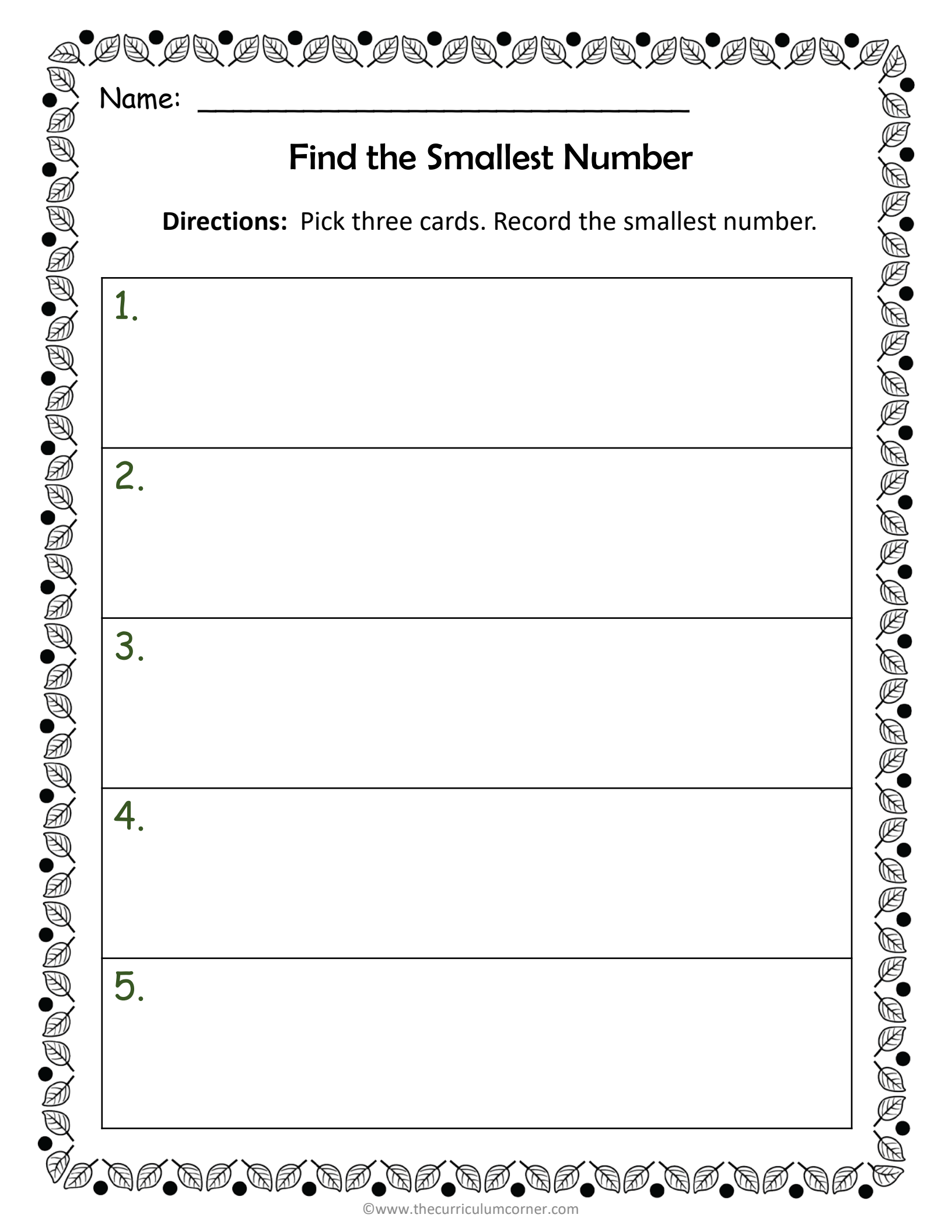
6.

7.

8.

9.

10.



Name: _____

Find the Smallest Number

Directions: Pick three cards. Record the smallest number.

1.

2.

3.

4.

5.

Name: _____

Find the Smallest Number

Directions: Pick three cards. Record the smallest number.

1.

2.

3.

4.

5.

6.

7.

8.

9.

10.

Name: _____

Ordering Decimals

Directions: Pick three cards. Put the numbers in order from least to greatest.

1.

2.

3.

4.

5.

Name: _____

Ordering Decimals

Directions: Pick three cards. Put the numbers in order from least to greatest.

1.

2.

3.

4.

5.

6.

7.

8.

9.

10.

Name: _____

Ordering Decimals

Directions: Pick four cards. Put the numbers in order from least to greatest.

1.

2.

3.

4.

5.

Name: _____

Ordering Decimals

Directions: Pick four cards. Put the numbers in order from least to greatest.

1.

2.

3.

4.

5.

6.

7.

8.

9.

10.

Name: _____

Adding Decimals

Directions: Draw two cards. Record the numbers.
Add the numbers.

1.

2.

3.

4.

Name: _____

Adding Decimals

Directions: Draw two cards. Record the numbers.
Add the numbers.

1.

2.

3.

4.

5.

6.

Name: _____

Adding Decimals

Directions: Draw two cards. Record the numbers.
Add the numbers.

1.

2.

3.

4.

5.

6.

7.

8.

9.

Name: _____

Adding Decimals

Directions: Draw three cards. Record the numbers.
Add the numbers.

1.

2.

3.

4.

Name: _____

Subtracting Decimals

Directions: Draw two cards. Record the numbers.
Find the difference.

1.

2.

3.

4.

Name: _____

Subtracting Decimals

Directions: Draw two cards. Record the numbers.
Find the difference.

1.

2.

3.

4.

5.

6.



Name: _____

Subtracting Decimals

Directions: Draw two cards. Record the numbers.
Find the difference.

1.

2.

3.

4.

5.

6.

7.

8.

9.

Name: _____

Multiplying Decimals

Directions: Draw two cards. Record the numbers.
Find the product.

1.	2.
3.	4.

Name: _____

Multiplying Decimals

Directions: Draw two cards. Record the numbers.
Find the product.

1.

2.

3.

4.

5.

6.

Name: _____

Multiplying Decimals

Directions: Draw two cards. Record the numbers.
Find the product.

1.

2.

3.

4.

5.

6.

7.

8.

9.

Name: _____

Dividing Decimals

Directions: Draw two cards. Record the numbers.
Divide the larger number by the smaller number.

1.

2.

3.

4.



Name: _____

Multiplying by 10

Directions: Choose a card. Record the number. Multiply the number by 10.

1.

2.

3.

4.

Name: _____

Multiplying by 10

Directions: Choose a card. Record the number. Multiply the number by 10.

1.

2.

3.

4.

5.

6.



Name: _____

Multiplying by 10

Directions: Choose a card. Record the number. Multiply the number by 10.

1.

2.

3.

4.


5.

6.

7.

8.

9.



Name: _____

Multiplying by 100

Directions: Choose a card. Record the number. Multiply the number by 100.

1.

2.

3.

4.

Name: _____

Multiplying by 100

Directions: Choose a card. Record the number. Multiply the number by 100.

1.

2.

3.

4.

5.

6.



Name: _____

Multiplying by 100

Directions: Choose a card. Record the number. Multiply the number by 100.

1.

2.

3.

4.

5.

6.

7.

8.

9.

Name: _____

Multiplying by 1,000

Directions: Choose a card. Record the number. Multiply the number by 1,000.

1.

2.

3.

4.

Name: _____

Multiplying by 1,000

Directions: Choose a card. Record the number. Multiply the number by 1,000.

1.

2.

3.

4.

5.

6.

Name: _____

Multiplying by 1,000

Directions: Choose a card. Record the number. Multiply the number by 1,000.

1.

2.

3.

4.

5.

6.

7.

8.

9.

Name: _____

1.	2.
3.	4.



Name: _____

1.	2.
3.	4.
5.	6.

Name: _____

1.

2.

3.

4.

5.

6.

7.

8.

9.



Name: _____

1.

2.

3.

4.

5.



Name: _____

1.

2.

3.

4.

5.

6.

7.

8.

9.

10.